

COMPONENT LOCATIONS

| | Page-Figure |
|--|--|
| AUXILIARY FAN | |
| Auxiliary Fan Motor | Front of radiator |
| Auxiliary Fan Relay | Top of LH front wheel well, in relay box 201-2 |
| Fuse Box | LH rear corner of engine compartment 103 |
| Receiver Drier Temperature Switch | On receiver drier, behind RH headlights 202-1 |
| G101 | RH front fender, behind headlights 211-2 |
| G102 | Behind instrument cluster 209-4 |
| BACKUP LIGHTS/TRANSMISSION KICKDOWN/ GLOVE BOX LIGHT/ENGINE OVERLOAD PROTECTION | |
| Coolant Temperature Switch .. | In thermostat housing 103 |
| Electronic Control Unit for Compressor Kickdown/Cutout .. | LH rear corner 212-3 |
| Fuse Block | LH rear corner of engine compartment..... 103 |
| Intake Manifold Pressure Switch | Top of intake manifold |
| Transmission Kickdown Solenoid | RH front of transmission 202-2 |
| Transmission Kickdown Switch | |
| Overload Relief Valve | Behind power brake booster 201-1 |
| Starter Lockout/Backup Light Switch | LH side of transmission 204-1 |
| Vacuum Transducer Switchover Valve | LH corner of engine compartment 212-4 |
| C104 (14 pins) | Under LH side of instrument panel 207-1 |
| C138 (4 pins) | To left of spare tire 209-1 |
| C139 (4 pins) | Ahead of RH rear light assembly 207-2 |
| C146 (4 pins) | Beside upper console above accelerator pedal 210-6 |
| C153 (2 pins) | LH front wheel well 206-2 |
| G102 | Behind instrument cluster 209-4 |
| G103 | |
| (300 D/CD) | In trunk, behind LH wheel well..... 203-2 |
| (300 TD) | Above LH rear wheel well..... 205-1 |
| G104 | |
| (300 D/CD) | Ahead of RH rear light assembly 209-3 |
| (300 TD) | Ahead of RH rear light assembly 207-2 |
| CENTER CONSOLE/INSTRUMENT CLUSTER ILLUMINATION | |
| Fuse Box | LH rear corner of engine compartment 103 |
| Hazard Switch | On center console |
| Flasher | In center console forward of shift lever |
| C124 (1 pin) | Behind center console |
| G102 | Behind instrument cluster 209-4 |
| G109 | In console, base of gear shift selector |



Figure 1 - LH Rear Corner of Engine Compartment

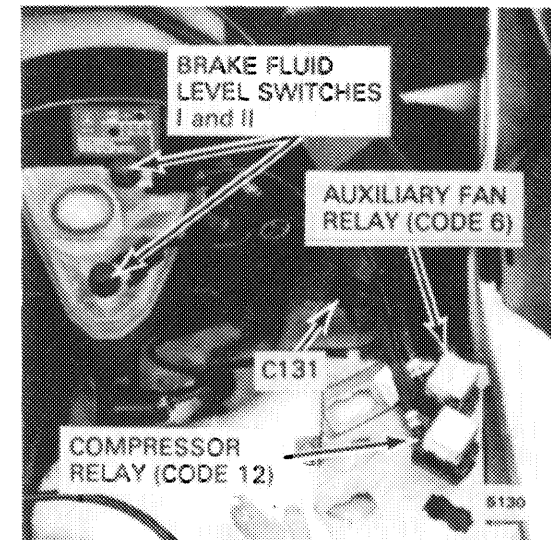


Figure 2 - Behind LH Front Wheel Well

REVISIONS:

CHARGING SYSTEM

| | | Page-Figure |
|------------------------|---|-------------|
| Fuse Box | LH rear corner of engine compartment | 103 |
| Ignition Switch | Instrument panel, right of steering column | 208-1 |
| Starter Assembly | Lower RH rear of engine | |
| G100 | RH front fender, ahead of battery | 211-1 |

CIGAR LIGHTER/RADIO/AUTOMATIC ANTENNA

Antenna Motor/Relay

| | | |
|----------------------|--|-------|
| (300 D/CD) | Behind LH rear wheel well | 203-2 |
| (300 TD) | To left of spare tire | 209-1 |
| Fuse Box | LH rear corner of engine compartment | 103 |
| C104 (14 pins) | Under LH side of instrument panel | 207-1 |
| C135 (6 pins) | | |
| (300 D/CD) | Behind LH rear wheel well | |
| (300 TD) | To left of spare tire | 209-1 |
| C148 (2 pins) | Behind upper console | |
| G102 | Behind instrument cluster | 209-4 |
| C104 (14 pins) | Under LH side of instrument panel | 207-1 |
| G103 | | |
| (300 D/CD) | In trunk, behind LH wheel well | 203-2 |
| (300 TD) | Above LH rear wheel well | 205-1 |

COURTESY LIGHTS

| | | |
|----------------------------|--|-------|
| Door Switches | In each door jamb | |
| Fuse Box | LH rear corner of engine compartment | 103 |
| Rear Wiper Motor | Lower middle of tailgate | 203-1 |
| Tailgate Lock Switch | Inside lower middle area of tailgate | 203-1 |
| Warning Module | To right of parking brake support | 207-1 |
| C104 (14 pins) | Under LH side of instrument panel | 207-1 |
| C136 (8 terminals) | Top center of tailgate frame | 208-2 |
| G102 | Behind instrument cluster | 209-4 |
| G103 | | |
| (300 D/CD) | In trunk, behind LH wheel well | 203-2 |
| (300 TD) | Above LH rear wheel well | 205-1 |
| G104 | Ahead of RH rear light assembly | 207-2 |
| (D/CD) | Ahead of RH rear light assembly | 209-3 |
| (TD) | Ahead of RH rear light assembly | 207-2 |

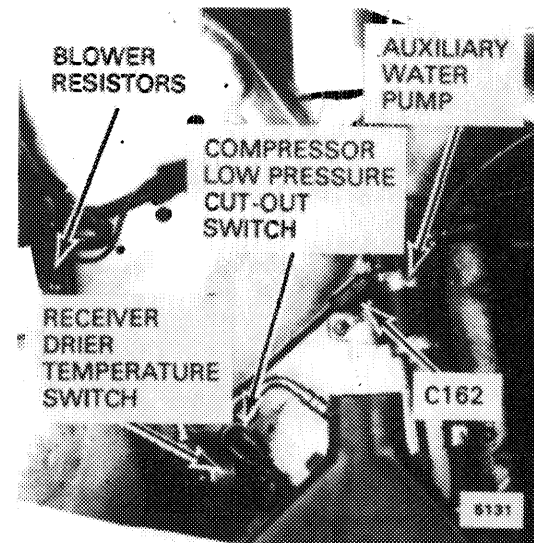


Figure 1 Behind RH Headlights




Figure 2 - RH Side of Transmission

REVISIONS:

COMPONENT LOCATIONS

3/85

EXHAUST GAS RECIRCULATION

Page-Fig

| | | |
|---|---|-------|
| Coolant Temperature Sensor . . . | LH side of cylinder head | 211-4 |
| EGR Control Unit | Behind RH kick panel | 210-2 |
| EGR Vacuum Amplifier | Behind RH headlight | 211-5 |
| Engine Speed Sensor | On LH side of bell housing | 212-1 |
| Fuel Rack Position Sensor | On injection pump | 211-4 |
| Fuse Box | LH rear corner of engine compartment | 103 |
| Overvoltage Protection Relay | Behind glove box | 211-6 |
| Recirc. Air Safety Switchover Valve | Behind RH headlight | 211-5 |
| C105 (3 terminals) | On RH fender well, forward of battery | 211-1 |
| C155 (2 pins) | Center of firewall | 211-3 |
| C158 (3 pins) | Center of firewall | 211-3 |
| G102 | Behind instrument cluster | 209-4 |

HEADLIGHTS/FOG LIGHTS

| | | |
|------------------------------|--|-------|
| Combination Switch | Upper LH side of steering column | 204-2 |
| Fuse Box | LH rear corner of engine compartment | 103 |
| C106 (14 pins) | To left of brake pedal support | 207-1 |
| C141 (4 pins) | Behind LH headlight assembly | |
| C142 (4 pins) | Behind RH headlight assembly | |
| G101 | RH front fender, behind headlights | 211-2 |
| G102 | Behind instrument cluster | 209-4 |

HEATED SEATS

| | | |
|---|--|-------|
| Fuse Box | LH rear corner of engine compartment | 103 |
| Seat Heaters | In each seat cushion | |
| Seat Heater Switches | On center console | |
| Seat Heater Control/Relay (LH & RH) | Under each front seat | |
| G102 | Behind instrument cluster | 209-4 |

HORNS/SLIDING ROOF

| | | |
|-------------------------------|--|-------|
| Fuse Box | LH rear corner of engine compartment | 103 |
| Sliding Roof Motor | In trunk, above LH rear wheel well | |
| Sliding Roof Switch | On upper console | |
| Slip Rings | Behind center of steering wheel | 204-2 |
| Washer Motor | At base of washer fluid reservoir | |
| C106 (14 pins) | To left of brake pedal support | 207-1 |
| G101 | RH front fender, behind headlights | |
| G102 | Behind instrument cluster | 209-4 |




Figure 1 - Below Tailgate Window

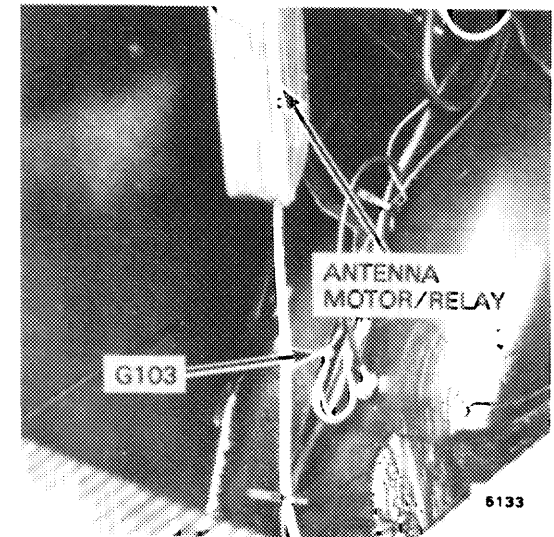


Figure 2 - Behind LH Rear Wheel Well (D/CD only)

123, 133, 153, 193

203

REVISIONS:

LIGHTS: MARKER/LICENSE/TRUNK (300 D/CD)

| | | |
|----------------------|--|-------|
| Fuse Box | LH rear corner of engine compartment | 103 |
| C104 (14 pins) | Under left side of instrument panel | 207-1 |
| G103 | In trunk, behind LH wheel well | 203-2 |
| G104 | Ahead of RH rear light assembly | 209-3 |

LIGHTS: PARK/TAIL (300 D/CD)

| | | |
|----------------------|--|-------|
| Fuse Box | LH rear corner of engine compartment | 103 |
| C104 (14 pins) | Under LH side of instrument panel | 207-1 |
| C141 (4 pins)..... | Behind LH headlight assembly | |
| C142 (4 pins)..... | Behind RH headlight assembly | |
| G101 | RH front fender, behind headlights..... | 211-2 |
| G102 | Behind instrument cluster | 209-4 |
| G103 | In trunk, behind LH wheel well | 203-2 |
| G104 | Ahead of RH rear light assembly | 209-3 |

LIGHTS: PARK/TAIL/LICENSE (300 TD)

| | | |
|--------------------------|--|-------|
| Fuse Box | LH rear corner of engine compartment | 103 |
| Rear Wiper Motor | Inside lower middle area of tailgate | 203-1 |
| C104 (14 pins) | Under LH side of instrument panel | 207-1 |
| C136 (8 terminals) | Top center of tailgate frame..... | 208-2 |
| C138 (4 pins)..... | To left of spare tire | 209-1 |
| C139 (4 pins)..... | Ahead of RH rear light assembly | 207-2 |
| C141 (4 pins)..... | Behind LH headlight assembly | |
| C142 (4 pins)..... | Behind RH headlight assembly | |
| G101 | RH front fender, behind headlights..... | 211-2 |
| G102 | Behind instrument cluster | 209-4 |
| G103 | Above LH rear wheel well | 205-1 |
| G104 | Ahead of RH rear light assembly | 207-2 |

POWER DISTRIBUTION

| | | |
|--------------------------|--|-------|
| Fuse Box | LH rear corner of engine compartment | 103 |
| Ignition Switch | Instrument panel, right of steering column | 208-1 |
| Starter Assembly | Lower RH rear of engine | |
| C104 (14 pins)..... | Under LH side of instrument panel | 207-1 |
| C105 (3 terminals) | On RH fender well forward of battery | 211-1 |
| G100 | RH front fender, ahead of battery..... | 211-1 |

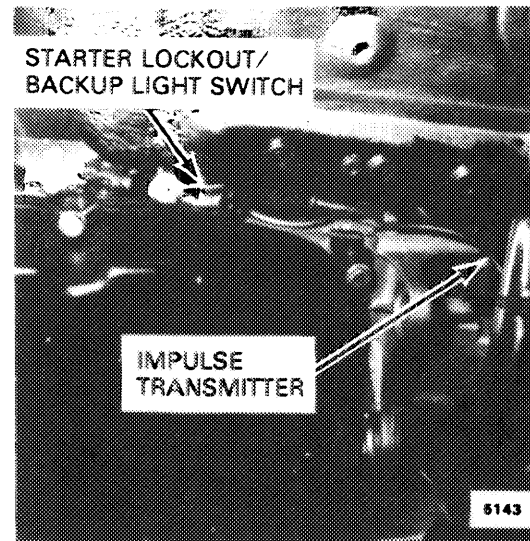


Figure 1 - LH Side of Transmission




Figure 2 - Steering Column

REVISIONS:

| |
|--|
| |
|--|

COMPONENT LOCATIONS

POWER WINDOWS

| | | Page-Figure |
|----------------------------|--|-------------|
| Console Switch Group | On center console | |
| Fuse Box | LH rear corner of engine compartment | 103-1 |
| Rear Window Switches | Below each rear window | |
| Window Motors | Below each window | 209-2 |
| Window Relay | Behind instrument cluster | 205-2 |
| C107 (8 pins) | Under console | |
| C108 (2 pins) | Under console | |
| G102 | Behind instrument cluster | 209-4 |

PRE-GLOW SYSTEM

| | | |
|-------------------------------|--|-------|
| Fuse Box | LH rear corner of engine compartment | 103-1 |
| Glow Plug Control Relay | Behind LH headlights | 206-2 |
| Ignition Switch | Instrument panel, right of steering column | 208-1 |
| Starter Assembly | Lower RH rear of engine | |
| Starter Lockout/Backup | | |
| Light Switch | LH side of transmission | 204-1 |
| Washer Motor | Bottom of washer fluid reservoir | |
| C130 (6 pins) | Connected to glow plug control relay | |
| C137 (6 pins) | Connected to glow plug control relay | |
| C141 (4 pins) | Behind LH headlight assembly | |
| C146 | Beside upper console above accelerator pedal ... | 210-6 |
| G100 | RH front fender, ahead of battery | 211-1 |
| G102 | Behind instrument cluster | 209-4 |

REAR DEFOGGER

| | | |
|------------------------------|--|-------|
| Fuse Box | LH rear corner of engine compartment | 103-1 |
| Rear Defogger Switch | On upper console | |
| Rear Defogger Timer Relay .. | Behind LH side of instrument cluster | 205-2 |
| C104 (14 pins) | Under LH side of instrument panel | 207-1 |
| C136 (8 terminals) | Top center of tailgate frame | 208-2 |
| G102 | Behind instrument cluster | 209-4 |
| G103 | | |
| (300 D/CD) | In trunk, behind LH wheel well | 203-2 |
| (300 TD) | Above LH rear wheel well | 205-1 |
| G104 | | |
| (300 D/CD) | Ahead of RH rear light assembly | 209-3 |
| (300 TD) | Ahead of RH rear light assembly | 207-2 |




Figure 1 - Above LH Rear Wheel Well (TD only)




Figure 2 - Behind Instrument Cluster

REVISIONS: